



965E EXCAVATOR

COMPREHENSIVE MINING SOLUTIONS



TOUGH WORLD. TOUGH EQUIPMENT.

PERFORMANCE

- Powerful Engine for **Groundbreaking Performance**
- Superior Breakout Forces - **High Digging Capabilities**
- Large Buckets - **High Productivity**
- Power of Dual swing motor - **Faster cycle time**
- Large Undercarriage - **Stable Operation**

EFFICIENCY

- EMS Driven Fuel Efficiency - **Lowest fuel per unit work**
- Efficient Hydraulic system - **Efficient Power Utilization**
- Hydraulically Operated Variable Speed Cooling Fan
- Smart Computer Aided Power Control- **Precise and Efficient**

RELIABILITY

- World Renowned and Proven Powertrain Components
- Heavy Duty Structure with Stress relieved Steel and Castings
- Heavy Duty Undercarriage for all Rough Terrains

COMFORT

- Smart Cab with Optimized Space
- Automatic climate control 9 air cooling vents
- Best in Class Visibility

MAXIMUM UPTIME

- Easily accessible service points
- Side Walkway for Safe Serviceability
- Centralised Greasing - Simplified Maintenance
- Reversible cooling Fan



HIGHEST OUTPUT

+



HIGH UPTIME

+



LOW TCO

=



HIGH ROI



965E



965E HYDRAULIC EXCAVATOR

HIGH PERFORMANCE

WORKING HARDER AND FASTER

965E's outstanding digging force gets the job done whether you're working at a any rough application. The 965E digs, swings and loads using the most efficient technology and its improved stability, tractive force and Power contributes in its quick cycle and matchless star performance.





BEST IN CLASS PERFORMANCE

The intelligent combination of powerful Hydraulics, Fuel Economy enhancing technologies helps 965E to perform best to provide ultimate satisfaction to the end user.


LET'S PROVE

FAST AND PRECISE CYCLE TIME

High hydraulic flow and swing speed combine to ensure fast cycle times on tasks such as truck loading, digging and trenching.



INTELLIGENT ELECTROHYDRAULIC SYSTEM



The electro-hydraulic system uses intelligent technology to control on-demand flow and reduce losses in the hydraulic circuit.

DUAL SWING MOTOR

Faster cycle time



SUPERIOR DIGGING AND LIFTING FORCE

Powerful Engine

- Scania Engine
 - Turbocharge (VGT), air to air inter cooler.
 - Electronically Controlled Direct Injection
- Efficient but simple**



Large Bucket

965E's heavy-duty Large bucket is built using wear resistant plates made out of reinforced high quality durable materials.

- HD Bucket - 4.1 cum



Powerful Hydraulics

Advance electrohydraulic system uses intelligent technology to control on-demand flow and reduces internal losses in the hydraulic circuit. This provides superior digging force, shortens cycletime and increases controllability.



Higher Stability

965E's wider track gauge contributes in better stability and for a well-balanced machine when operating in adverse terrains.



965E HYDRAULIC EXCAVATOR

HIGH EFFICIENCY

MOVING MORE FOR LESS

Power, speed, and durability combined with innovative technology result in an optimum machine design that makes a reliable contribution to cost-effective success. 965E strikes the most important factor in TCO which is fuel efficiency and contributes in the profitability by being both productive and efficient.





OUTSTANDING EFFICIENCY

High Efficiency in extreme duty applications with reduced fuel consumption & High Output helps User to get reduced TCO and more profitability.

LET'S PROVE

FUEL EFFICIENT ENGINE

- EMS Driven Fuel Efficiency - Lowest fuel per unit work
- Delivers best in all RPM ranges most efficiently.



HYDRAULICALLY DRIVEN COOLING FAN

Hydraulically driven reversible variable speed fan employed to reduce parasitic load on the engine and improve fuel consumption.



EFFICIENT HYDRAULIC SYSTEM - Efficient Power Utilization



965E's efficient Electro-hydraulic system allows more work to be done in lesser time because of its intelligent electronic control and combined pump flow to the bucket for smooth operation, improved cycle time and increased fuel efficiency. The result is maximum controllability and efficiency according to the specific application.

SMART FUEL ECONOMY

The intelligent combination of powerful digging force, swing torque and lifting performance, Maximize the fuel economy by intelligently regulating its speed as per the actual work requirement.



1 second : If no hydraulic request signal detected from the joystick, the engine speed is automatically dropped by 100 RPM.



3 seconds : if no activity is detected over 3 seconds engine speed automatically goes down leads to high efficiency, fuel saving & better control ability.

965E HYDRAULIC EXCAVATOR

HIGH RELIABILITY

READY TO WORK WHEN YOU NEED IT

Reliable Components to achieve precise controlling of work, with extra reinforced structures, manufactured in house with advanced robotic manufacturing, to take on the challenge of extreme duty applications.





RELIABLE 965E

The use of thick, high-tensile strengthened, stress-relieved steel plates, makes the structures on E-series excavators, extra strong & reliable.

LET'S PROVE

STRENGTHENED UNDERCARRIAGE

- The reinforced undercarriage is built to withstand tougher conditions for improved durability and reliability.
- Extra stability with high track gauge, 9 heavy duty track rollers and 3 carrier Rollers.
- Thick track shoes



RELIABLE REVOLVING FRAME



4.1 m³ HD BUCKET



XTREME DUTY BOOM

- High tensile strengthened steel
- Single piece cast pivot ends
- Extra reinforced side plates
- Single piece top & bottom plates

XTREME DUTY ARM

- High tensile strengthened steel
- Wear resistant vertical bars



965E HYDRAULIC EXCAVATOR

OUTSTANDING COMFORT JUST LIKE HOME

The cab design is optimally adapted to the operator's day-to-day requirements. The roomy and ergonomic operator's cab offers the perfect conditions for fatigue-free, focused work to optimize productivity.





CLEAR VISIBILITY

965E's ergonomically designed cabs ensures no obstacles should disturb the operator's vision throughout the operation and enhance his confidence to do the job with more safety which impacts in improved cycle times and maximizing the output.

LET'S PROVE



A SAFER CAB

- Ergonomical cab with wide Spacious interior.
- It's a clearer cab with best in class visibility.
- 290 degree blind spot behind the driving position has been removed completely.

A SMARTER CAB

- Controls are intelligently positioned for operator's ease and convenience
- A multi-functional display screen delivers real-time information to the operator.

A COOLER CAB

- Airflow and temperature controls also enhanced.
- Rear integrated air conditioning and a fully pressurized cab.

A QUIETER CAB

- We have Reduced in-cab noise by 10%.
- We've reduced vibrations and improved the operator's seat for more comfort.

ADVANCED CLIMATE CONTROL

An advanced climate control system creates the right environment in any weather.



LARGE LCD MONITOR

The easy-to-read, full-color LCD monitor displays all the critical information your operator needs, including working mode, hydraulic oil temperature, hydraulic pressure and service intervals.



MAINTAINABILITY

SERVICE : IF EASY, IT GETS DONE



EASILY ACCESSIBLE SERVICE POINTS MAKE DAILY CHECKS FAST AND EFFECTIVE

- Easily visible hydraulic oil level gauge
- Accessible, grouped filters
- Easy to replace A/C filter next to the cab door
- Maintenance free air filter


ON BOARD MONITORING

With onboard monitoring, the operator can check the machine's vital signs without leaving his seat. Using the LCD display, the operator can easily check oil temperatures and pressure levels, receive service interval alerts and access other information that contributes to simple maintenance and servicing of the machine.



REVERSIBLE COOLONG FAN

Smart reversal technology with the back blowing function can clean the radiator core to ensure efficient heat dissipation.



SIDE WALKWAYS



QUICK SERVICEABILITY

SPECIFICATIONS

OPERATING WEIGHT 62,600 kg

Operating weight includes coolant, lubricants, full fuel tank, cab, standard shoes, boom, arm, bucket and operator 75 kg.

BUCKET CAPACITY 4.1 m³

ENGINE

Description

Scania EPA Tier 3 / EU Stage IIIA, inline 6-cylinder, turbocharger, electronically controlled direct injection.
Air cleaner: Scania direct flow air filter.
Cooling system: Charge air cooler (CAC)

Emission rating	EPA Tier 3 / EU Stage IIIA
Engine manufacturer	SCANIA
Engine model	DC13076A
Aspiration	Wastegate Turbo (WGT)
Charged air cooling	Aftercooler
Cooling fan drive	Hydraulic
Displacement	12.7L
Rated speed	2,100 rpm
Engine output - rated	444 hp@ 2,100 rpm
Maximum torque	2,007 @1,600 rpm
Bore x Stroke	130 x 140 mm

UNDERCARRIAGE

Track shoe each side	53
Link pitch	228 mm
Shoe width, double grouser	600 mm
Bottom rollers each side	9
Top rollers each side	3

SWING SYSTEM

Description

Planetary gear reduction driven by high torque axial piston motor, with oil disk brake. Swing parking brake resets within five seconds after swing pilot controls return to neutral.

Swing speed	8.4 rpm
-------------	---------

HYDRAULIC SYSTEM

Main pump

Type	Two variable displacement piston pumps
Maximum flow	2 x 448 L/min

Pilot pump

Type	Gear pump
Maximum flow	30 L/min

Relief valve setting

Implement	35 / 37.2 MPa
Travel circuit	35 MPa
Slew circuit	32.4 MPa
Pilot circuit	3.9 MPa

Hydraulic cylinders

Boom Cylinder - Bore x Stroke	Ø185 x 1,560 mm
Arm Cylinder - Bore x Stroke	Ø200 x 1,980 mm
Bucket Cylinder - Bore x Stroke	Ø190 x 1,290 mm

ELECTRIC SYSTEM

System voltage	24 V
Batteries	2 x 12 V
Alternator	28 V - 100 A
Start motor	24 V - 6 kW

SERVICE CAPACITIES

Fuel tank	880 L
Engine oil	39 L
Final drive (each)	15 L
Swing drive	2 x 5.3 L
Cooling system	39 L
Hydraulic reservoir	310 L
Hydraulic system total	510 L

SOUND PERFORMANCE

Interior Sound Power	71 dB(A)
Exterior Sound Power	107 dB(A)

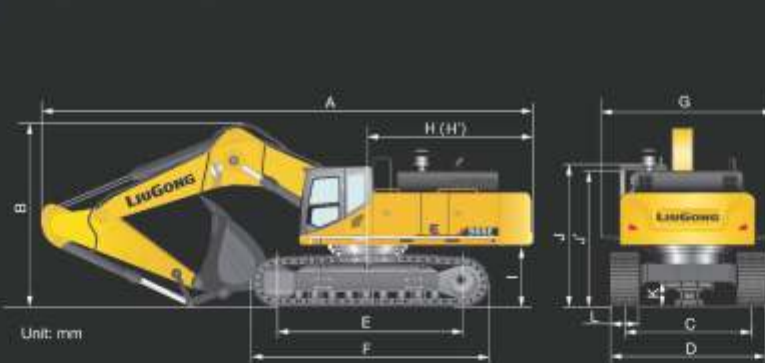
DRIVE AND BRAKES

Description

2-speed axial piston motors with oil disk brakes. Steering controlled by two hand levers with pedals.

Travel speed	4.6/3.0 km/h
Gradeability	35%/70%
Max. drawbar pull	460 kN

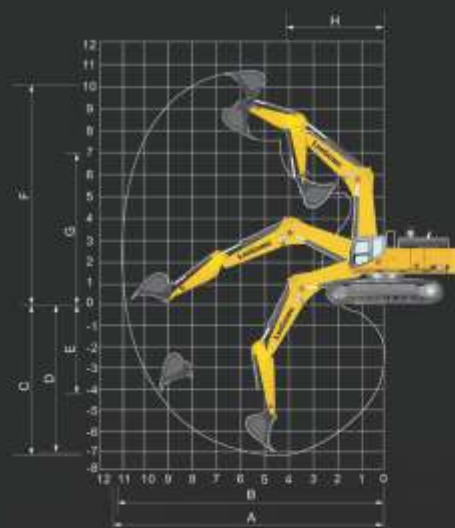
965E HYDRAULIC EXCAVATOR



Unit: mm

DIMENSIONS

Boom	6,500 mm
Arm Options	2,550 mm
A Shipping Length	11,870 mm
B Shipping Height – Top of Boom	4,030 mm
C Track Gauge	3,350 / 3190 / 2710 mm
D Undercarriage Width	3,950 mm
E Length to Center of Rollers	4,755 mm
F Track Length	5,800 mm
G Overall Width of Upper Structure	*3,960 mm / 3,510 mm
H Tail Swing Radius	3,910 mm
I Counterweight Ground Clearance	1,793 mm
J Overall Height of Cab	3,508 mm
J' Overall Height of Cab (With top guard)	3,648 mm
K Min. Ground Clearance	788 mm
Track Shoe Width	600 mm



WORKING RANGE

Boom Length	6,500 mm
Arm Length	2,550 mm
A. Max. Digging Reach	11,020 mm
B. Max. Digging Reach on Ground	10,780 mm
C. Max. Digging Depth	6,830 mm
D. Max. Digging Depth, 2.44 m (8') level	6,560 mm
E. Max. Vertical Wall Digging Depth	4,360 mm
F. Max. Cutting Height	10,190 mm
G. Max. Dumping Height	6,840 mm
H. Min. Front Swing Radius	4,880 mm
Bucket Digging Force (ISO)	315 kN/345 kN
Arm Digging Force (ISO)	280 kN/300 kN

WEIGHT LIFTING CAPACITIES

A : Load Radius
B : Load Point Height

C : Lift Capacity Rating
Cf : Rated Loads Over Front
Cs : Rated Loads over sides

Boom length: 6,500 mm
Arm length: 2,550 mm

Counterweight: 12,000 kg
Shoes: 600 mm
Unit: kg



Load Point Height B		Load Radius A								MAX Reach		
		3.0 m(10 ft)		4.5 m(15 ft)		6.0 m(20 ft)		7.5 m(25 ft)		Capacity		Distance
		Cf	Cs	Cf	Cs	Cf	Cs	Cf	Cs	Cf	Cs	A (m)
7.5 m (25 ft)	kg									*15140	13673	7.1
	lb									*33378	30143	28
6 m (20 ft)	kg					*16698	*16698	*14906	12448	*14578	12224	8
	lb					*36812	*36812	*32862	27443	*32139	24745	26
4.5 m (15 ft)	kg			*24209	*24209	*18374	16651	*15539	12112	*14369	10052	8.5
	lb			*52976	*52976	*40509	36710	*34259	26702	*31737	22161	28
3.0 m (10 ft)	kg					*20125	15772	*16335	11886	*14302	9353	8.8
	lb					*44369	34772	*36012	25763	*31531	20619	29
1.5 m (5 ft)	kg					*21183	15109	*16856	11318	*14306	9181	8.8
	lb					*46701	33309	*37161	24951	*31539	20241	29
Ground level	kg			*27503	21939	*21111	14773	*16274	11100	*14374	9500	8.5
	lb			*60633	48366	*46542	32570	*36870	24471	*31589	20943	28
-1.5 m (-5 ft)	kg	*26090	*26090	*25003	22072	*19756	14735	*15482	11089	*14022	10275	8
	lb	*57519	*57519	*55123	48661	*43555	32485	*34132	24447	*30914	22653	26
-3 m (-10 ft)	kg	*24077	*24077	*20912	*20913	*16688	14981			*13605	12347	7
	lb	*53081	*53081	*46103	*46103	*36790	33028			*29993	27220	23
-4.5 m (-15 ft)	kg			*13905	*13903					*10993	*10993	5.6
	lb			*30656	*30656					*24236	*24236	18

* indicates the load is limited by hydraulic capacity rather than tipping capacity.

STANDARD AND OPTIONAL EQUIPMENT

ENGINE

Aspiration, Wastegate Turbo (WGT)	•
6 cylinder, 4 stroke, water cooled.	•
Air filter with dual oil bath pre cleaner	•
Pre-filter with water separator	•
Auto-idle speed control	•
Electronically controlled direct injection	•
Engine oil filter	•
Charge air cooling	•
IPC (Intelligent Power Control) System	•
Auto-idle speed control	•
Hydraulic Cooling Fan	•
6 Working modes	•
Fan Guard	•
Reversible cooling system fan	•

HYDRAULIC SYSTEM

High-torque Dual swing motor	•
Main pump: Two variable displacement piston pumps.	•
Pilot pump: gear	•
Cylinders: boom, arm, bucket	•
Power boost function	•
Swing with anti-reverse function	•
Boom and arm regeneration circuits	•
Pilot oil filter	•
Pilot control shut-off lever	•
6-working mode selection system: Power, Economy, Fine, Lifting, Breaker, Attachment	•

OPERATOR'S CAB

Pressurized and sealed cab with all-around visibility, large roof window with sliding sun visor.	•
All weather sound suppressed steel cab	•
Front and top guard	•
Air suspension seat	•
Bluetooth Music system and FM Radio	•
Glass-breaking hammer	•
Cigarette lighter	•
Cup holder	•
Foot rest	•
Rear View camera	•
Air conditioner, heater, defroster	•
Dust proof Floor mat	•
Storage box	•
Fire extinguisher	•
One key for all locks	•
LiuGong I-link (GPS)	•

UNDERCARRIAGE

600 mm track-shoes with double grousers	•
Full length Track-guards (each side)	•
Belly Guard	•
Cover plate under travel frame	•
Bottom Rollers - 9 each side, top - 3 each side	•
Adjustable Track Gauge	•

DIGGING EQUIPMENT

6,500 mm boom	•
2,550 mm arm	•
4.1 m ³ bucket	•

ELECTRICAL AND INSTRUMENTATION

Color LCD monitor with alarms, filter/fluid change, fuel rate, water temperature, work mode, fault code, working hour.	•
Travel alarm	•
Rotating beacon	•
Fuel gauge	•
Hydraulic oil level gauge	•
Alternator 100 A	•
Working lights	•
Two batteries 2 x 12 V	•

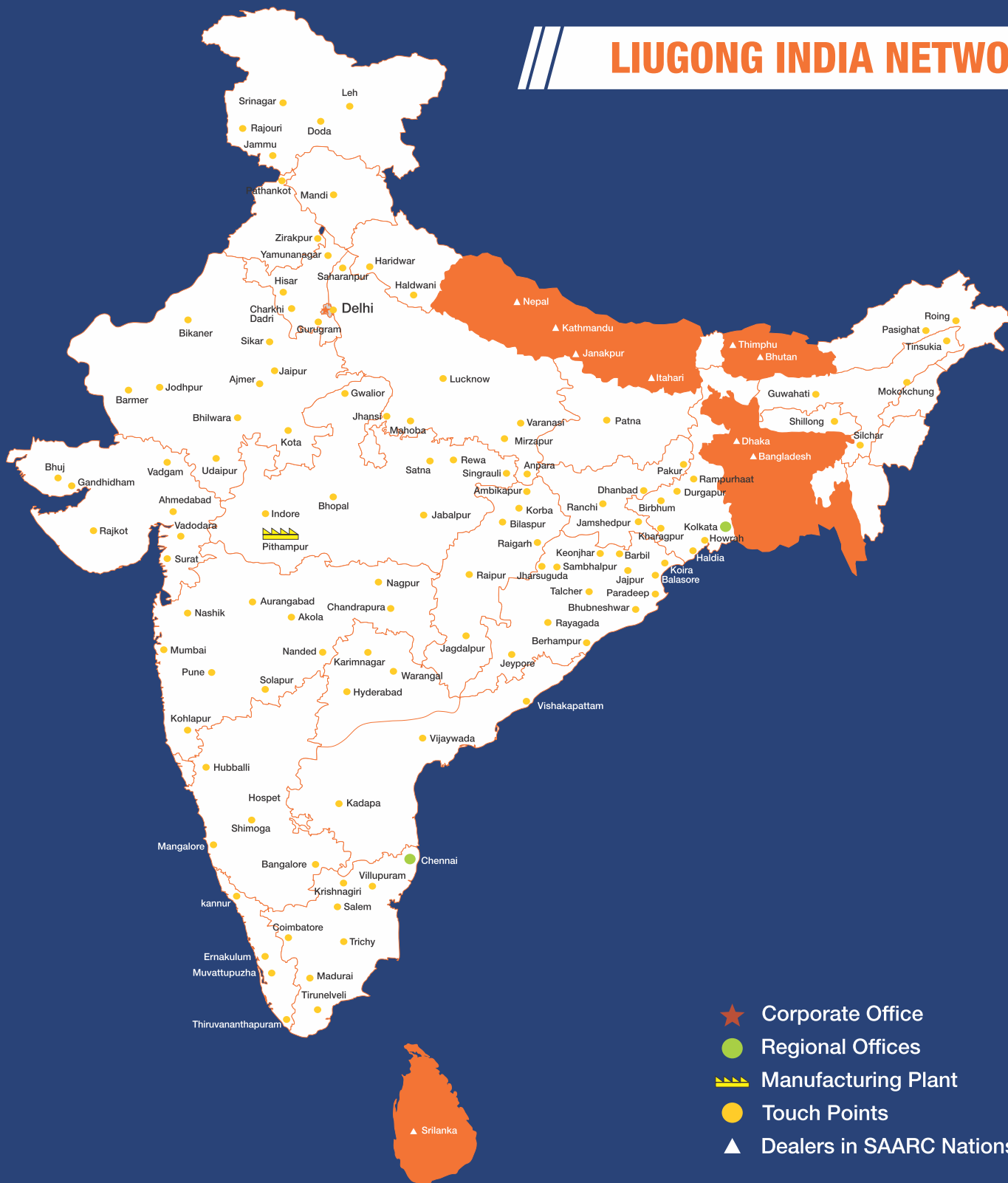
MAINTENANCE AND SAFETY

Maintenance tool kit	•
Maintenance parts Manual	•
Skid resistance Tapes, walkways and handrails	•
Automatic lubrication system	○
Auto fire suppression	○

• Standard ○ Optional




LIUGONG INDIA NETWORK



LIUGONG CARE
1800 1033 852

Always a Liugong dealer near you.



The Liugong series of logos herein, including but not limited to word marks, device marks, letter of alphabet marks and combination marks, as the registered trademarks of Guangxi Liugong Group Co., Ltd. are used by Guangxi Liugong Machinery Co., Ltd. with legal permission, and shall not be used without permission. Specifications and designs are subject to change without notice. Machines shown may include optional equipment and may not include all standard equipment.

LIUGONG

Corporate Office:
 101, Okhla Phase III, New Delhi- 110020, Tel: 011-47272200
 india@liugong.com

Manufacturing Plant:
 Plot No. 163, Industrial Area, Sector-III, Pithampur
 Dist.- Dhar, Madhya Pradesh- 454774, Tel: 07292-416700

www.liugongindia.com

Like and follow us:



11/2024 LIPL